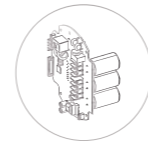



**Interactive Panel**

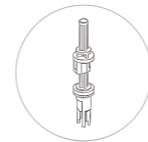
Intuitive interface for smarter setting, and indication for pressure & error status


**VFD / VSD Inverter & Pump Protector**

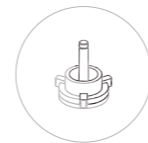
Provide variable speed, constant water pressure, soft start & stop  
Energy saving  
All-around protection for water pump and piping


**Pressure Sensor**

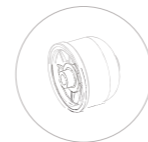
High-quality pressure sensor for precise + longevity operation


**Flow Switch**

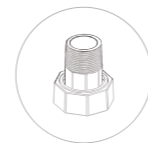
Precise flow switch to achieve stable operation even at 2L/min(0.53GPM) water usage


**Check Valve**

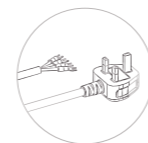
Durable non-return check valve to prevent back flowing and water hammer damage


**Pressure Tank**

Rechargeable 0.6L(0.16GPM) AISI 304 pressure tank to prevent pump short cycling and water hammer damage


**Union Pipe Connector**

Standard M1"(25mm), 1-1/4"(32mm), 1-1/2"(38mm), and a longer M1"(25mm) for taller junction box


**Cable**

0.5M(19.7") cable with Y type terminal for pump connection;  
1.5M(59") cable with plug for electricity connection

**General Data**

<b>Pressure setting range</b>	1bar~6bar (14psi~84psi)
<b>Variable frequency range</b>	50Hz: 30Hz~50Hz 60Hz: 30Hz~60Hz
<b>Max. system pressure</b>	10bar (145psi)
<b>Ingress Protection</b>	IP 55
<b>Max. water temp</b>	50°C (122°F)
<b>Max.ambient temp</b>	50°C (122°F)
<b>Max.flow</b>	300L/min (79.3GPM)
<b>Inlet/Outlet thread</b>	»Standard M1"(25mm), 1-1/4"(32mm), 1-1/2"(38mm),and a longer M1"(25mm) for taller junction box »RP or NPT thread

» Dimension without union pipe connector(LxWxH): 230mmx170mmx230mm(9.1"x6.7"x9.1")

» Package Size(LxWxH): 250mmx250mmx240mm (9.9"x9.9"x9.5")

**Data Chart**

Model	Max. pump power	Max. pump current	Absorbed current	Power in	Power out
DPI-15	1.5HP 1.1 kW	6A	10A	1ph, 200v~240V	3ph, 200V~240V
DPI-20	2.0HP 1.5 kW	8A	15A	1ph, 200v~240V	3ph, 200V~240V
DPI-10S	1.0HP 0.75kW	6A	9A	1ph, 200v~240V	1ph, 200v~240V
DPI-15S	1.5HP 1.1kW	8A	11A	1ph, 200v~240V	1ph, 200v~240V

**BULLET VARIABLE-FREQUENCY DRIVE**

# DPI

**SERIES 50HZ OR 60HZ**
**All-Around Protections**

- Over and low voltage protection
- Over current protection
- Locked rotor protection
- Phase failure protection
- Excess temperature protection
- Dry running protection
- Leakage warning
- Over pressure protection
- Anti-freezing protection

**Applications**

- Horizontal centrifugal pump
- Vertical centrifugal pump
- Peripheral pump
- Jet pump
- Deep well bore pump
- Other types pump

DPI Bullet VFD is the world's first all-in-one & in-line inverter pump manager to upgrade and manage most of the water pumps. It provides constant water pressure, and saves energy for most kinds of water usage.

The product is integrated with all the required functionalities of a conventional inverter booster pump. With this design, the assembly time & cost of an inverter booster pump are significantly reduced, which sets up a new industry standard.

**Features & Benefits**

- **All-In-One:** Integrate all the required functionalities of a conventional inverter booster pump
- **In-Line design:** Easier assembling for time-saving
- **One-For-All:** Adapt to most types and brands of water pump
- **Intuitive interface:** Smarter setting and indication for pressure & error status
- **Constant water pressure:** Better water usage experience
- **Energy saving up to 50%:** Lower electricity bill and eco-friendly
- **Lower operating noise:** Good night sleep and better life
- **Work in multiple directions:** Flexible installation + pipework
- **All-Around protections:** Pump lifetime extending and safer operation

**One-For-All**
